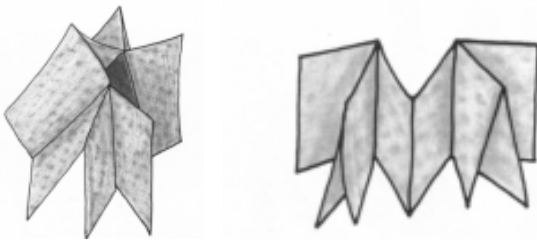



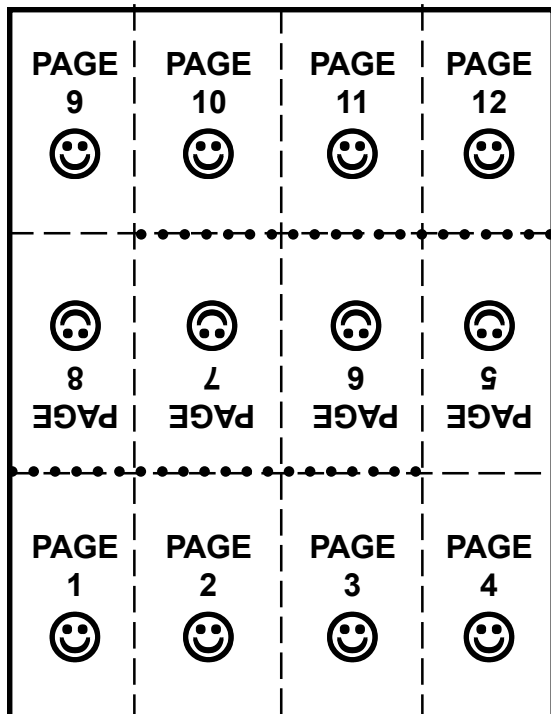
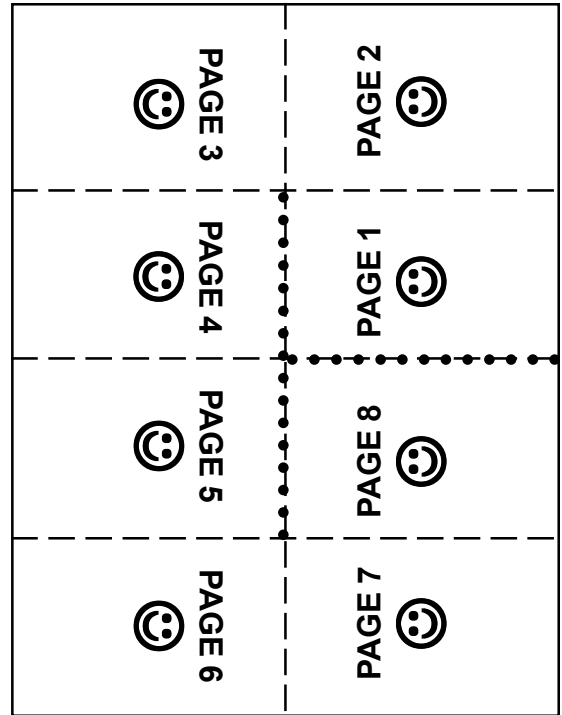
# CONT. - MORE BOOKS TO CREATE USING AN 8 1/2 x 11 SIZE SHEET OF PAPER

## EIGHT PAGE BOOKLET- SEPARATE COVERS RECOMMENDED

Pinch the 2 end together and and pull down, shaping the paper into accordion folds to create the book (see below).



The back cover will attach to the back of page 8 and the front cover to the back of page 1



## TWELVE PAGE BOOKLET- SEPARATE COVERS RECOMMENDED

Pinch the paper at the ends of both cuts and make accordion folds. Don't be alarmed if one of your tent-type folds is upside down -- it should be (see below).



The back cover will attach to the back of page 12 and the front cover to the back of page 1