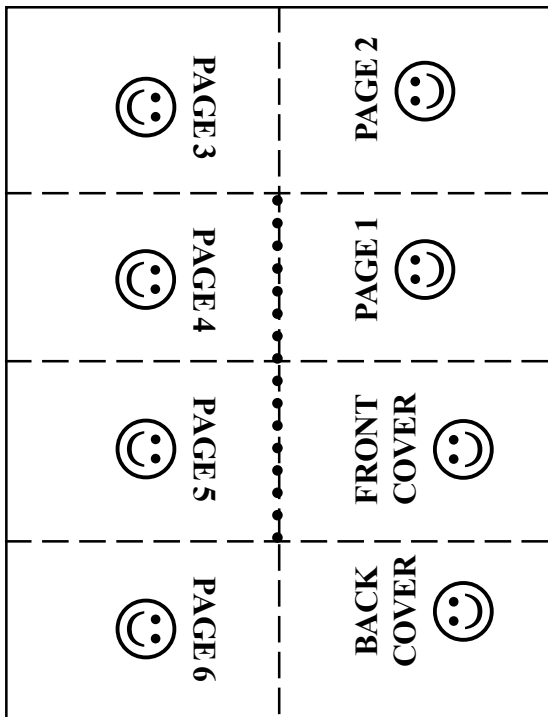
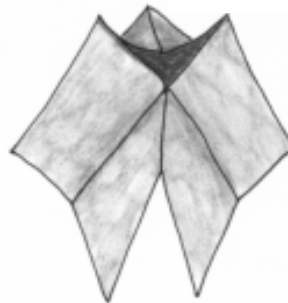


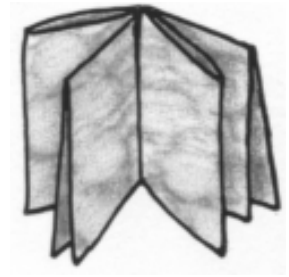
MORE BOOKS TO CREATE USING AN 8 1/2 x 11 SIZE SHEET OF PAPER



six page & front/back cover booklet
 the layout for this booklet is found on the left and a sketch showing how to fold the booklet is shown below.



FOLDING THE BOOK



THE FINISHED BOOK

eight page booklet- SEPARATE COVERS RECOMMENDED

Pinch the solid end together and make the accordion folds to create the book.

The back cover will attach to the back of page 8 and the front cover to the back of page 1

